

2003 - 2004 School Districts

Austin ISD

Bastrop ISD

Coupland ISD

Del Valle ISD

Dripping Springs ISD

Eanes ISD

Elgin ISD

Florence ISD

Georgetown ISD

Granger ISD

Hays CISD

Hutto ISD

Jarrell ISD

Lago Vista ISD

Lake Travis ISD

Leander ISD

Liberty Hill ISD

Manor ISD

McDade ISD

Pflugerville ISD

Round Rock ISD



San Marcos CISD

Smithville ISD

Taylor ISD

Thrall ISD

Wimberley ISD



Alamo Title Company

A member of Fidelity National Financial

Servicing Travis, Williamson, Hays, and Bastrop Counties

www.alamotitle-austin.com

Alamo Title Marketing Department 483.6710

Austin ISD
414.1700

Accountability Rating Acceptable
Enrollment 78,490
Student/Teacher Ratio 15:1
Per Pupil Operating Expenditure .. \$6,819
Average Daily Attendance 93.5%
Budget Operating Expenditure (\$Million)\$634
Tax Rate 1.596
Drop-Out Rate 1.5%
Mean SAT/ACT Score 1043/20.6
% Students Taking SAT 60.9%
% Passing TAAS Tests 78.8%
Honors Classes Available? Yes
Remedial Classes Available? Yes

Schools in District:

Elementary Schools 74
Junior High/Middle Schools 17
High Schools 12
Special Campuses 4
(Blue Ribbon Schools in district)

Bastrop ISD
321.2292

Accountability Rating Acceptable
Enrollment 6,758
Student/Teacher Ratio 14:1
Per Pupil Operating Expenditure .. \$6,922
Average Daily Attendance 94.3%
Budget Operating Expenditure (\$Million)\$42.2
Tax Rate 1.527
Drop-Out Rate 0.8%
Mean SAT/ACT Score 981/20.2
% Students Taking SAT or ACT 53.3%
% Passing TAAS Tests 80.9%
Honors Classes Available? Yes
Remedial Classes Available? Yes

Schools in District:

Elementary Schools (K-4) 4
Intermediate Schools (5-6) 1
Middle Schools (7-8) 2
High Schools (9-12) 1
Alternative 3

Coupland ISD
856.2422

Accountability Rating Acceptable
Enrollment 118
Student/Teacher Ratio 9:1
Per Pupil Operating Expenditure .. \$7,882
Average Daily Attendance 96.8%
Budget Operating Expenditure \$930,091
Tax Rate 1.500
Drop-Out Rate 0%
Mean SAT/ACT Score N/A
% Students Taking SAT or ACT N/A
% Passing TAAS Tests 90.5%
Honors Classes Available? Yes
Remedial Classes Available? Yes

Schools in District:

Elementary Schools (K-8) 1

Del Valle ISD
386.3000

Accountability Rating Acceptable
Enrollment 7,035
Student/Teacher Ratio 14:1
Per Pupil Operating Expenditure .. \$6,632
Average Daily Attendance 93.6%
Budget Operating Expenditure (\$Million)\$38.5
Tax Rate 1.695
Drop-Out Rate 0.7%
Mean SAT/ACT Score 868/17.3
% Students Taking SAT or ACT 33.6%
% Passing TAAS Tests 83.3%
Honors Classes Available? Yes
Remedial Classes Available? Yes

Schools in District:

Elementary Schools 6
Junior High Schools 2
High Schools 1
Alternative 1
(Blue Ribbon Schools in district)

Dripping Springs ISD
858.4905

Accountability Rating Recognized
Enrollment 3,311
Student/Teacher Ratio 15:1
Per Pupil Operating Expenditure .. \$5,765
Average Daily Attendance 96.0%
Budget Operating Expenditure (\$Million)\$19.1
Tax Rate 1.610
Drop-Out Rate 0.1%
Mean SAT/ACT Score 1124/22.7
% Students Taking SAT 92.1%
% Passing TAAS Tests 92.3%
Honors Classes Available? Yes
Remedial Classes Available? Yes

Schools in District:

Elementary Schools 1
Intermediate Schools 1
Middle Schools 1
High Schools 1
Alternative Schools 1

Eanes ISD
329.3600

Accountability Rating Exemplary
Enrollment 7,254
Student/Teacher Ratio 13:1
Per Pupil Operating Expenditure .. \$7,222
Average Daily Attendance 96.2%
Budget Operating Expenditure (\$Million)\$52.4
Tax Rate 1.749
Drop-Out Rate 0.2%
Mean SAT/ACT Score 1181/24.3
% Students Taking SAT or ACT 99.4%
% Passing TAAS Tests 97.7%
Honors Classes Available? Yes
Remedial Classes Available? Yes

Schools in District:

Elementary Schools 6
Middle Schools 2
High Schools 1
Alternative 1
(Blue Ribbon Schools in district)

Elgin ISD
281.3434

Accountability Rating Acceptable
Enrollment 2,951
Student/Teacher Ratio 14:1
Per Pupil Operating Expenditure .. \$6,385
Average Daily Attendance 95.5%
Budget Operating Expenditure (\$Million)\$15.3
Tax Rate 1.589
Drop-Out Rate 0.3%
Mean SAT/ACT Score 956/20.1
% Students Taking SAT or ACT 42.7%
% Passing TAAS Tests 75.4%
Honors Classes Available? Yes
Remedial Classes Available? Yes

Schools in District:

Elementary Schools 2
Middle Schools 1
High Schools 1
Alternative 1

Florence ISD
254.793.2850

Accountability Rating Recognized
Enrollment 980
Student/Teacher Ratio 14:1
Per Pupil Operating Expenditure .. \$6,906
Average Daily Attendance 95%
Budget Operating Expenditure (\$Million) \$6.7
Tax Rate 1.730
Drop-Out Rate 0.2%
Mean SAT/ACT Score 968/20.6
% Students Taking SAT or ACT 66.1%
% Passing TAAS Tests 89.4%
Honors Classes Available? Yes
Remedial Classes Available? Yes

Schools in District:

Elementary Schools 1
Middle Schools 1
High Schools 1
Alternative Education Program 1

Georgetown ISD
943.5000

Accountability Rating Recognized
Enrollment 8,345
Student/Teacher Ratio 13:1
Per Pupil Operating Expenditure .. \$5,571
Average Daily Attendance 95.8%
Budget Operating Expenditure (\$Million)\$47.2
Tax Rate 1.685
Drop-Out Rate 0.6%
Mean SAT/ACT Score 1081/21.8
% Students Taking SAT or ACT 72.8%
% Passing TAAS Tests 91%
Honors Classes Available? Yes
Remedial Classes Available? Yes

Schools in District:

Elementary Schools 8
Middle Schools 3
High Schools 2
Alternative 4

Granger ISD
859.2173

Accountability Rating Recognized
Enrollment 429
Student/Teacher Ratio 12:1
Per Pupil Operating Expenditure .. \$6,262
Average Daily Attendance 95.9%
Budget Operating Expenditure (\$Million) \$2.8
Tax Rate 1.520
Drop-Out Rate 0%
Mean SAT/ACT Score 938/18.1
% Students Taking SAT or ACT 83.9%
% Passing TAAS Tests 89.2%
Honors Classes Available? Yes
Remedial Classes Available? Yes

Schools in District:

Elementary Schools (PK-6) 4
High Schools(7-12) 1

Hays CISD
268.2141

Accountability Rating Recognized
Enrollment 8,092
Student/Teacher Ratio 16:1
Per Pupil Operating Expenditure .. \$5,436
Average Daily Attendance 95.7%
Budget Operating Expenditure (\$Million)\$44.3
Tax Rate 1.596
Drop-Out Rate 0.3%
Mean SAT/ACT Score 974/20.3
% Students Taking SAT or ACT 65.2%
% Passing TAAS Tests 85.5%
Honors Classes Available? Yes
Remedial Classes Available? Yes

Schools in District:

Elementary Schools 7
Middle Schools 3
High Schools 1
Alternative 1

Hutto ISD
759.3771

Accountability Rating Recognized
Enrollment 1,416
Student/Teacher Ratio 14:1
Per Pupil Operating Expenditure .. \$6,267
Average Daily Attendance 96.7%
Budget Operating Expenditure (\$Million) \$8.9
Tax Rate 1.700
Drop-Out Rate 0.2%
Mean SAT/ACT Score 989/18.7
% Students Taking SAT or ACT 69.4%
% Passing TAAS Tests 90.6%
Honors Classes Available? Yes
Remedial Classes Available? No

Schools in District:

Elementary Schools 1
Middle Schools 1
High Schools 1

Jarrell ISD
746.2124

Accountability Rating Recognized
Enrollment 706
Student/Teacher Ratio 13:1
Per Pupil Operating Expenditure .. \$6,147
Average Daily Attendance 95.5%
Budget Operating Expenditure (\$Million) \$4.3
Tax Rate 1.500
Drop-Out Rate 1.1%
Mean SAT/ACT Score 1002/18.8
% Students Taking SAT 62.2%
% Passing TAAS Tests 91.8%
Honors Classes Available? Yes
Remedial Classes Available? No

Schools in District:

Elementary Schools 1
Middle Schools 1
High Schools 1

Lago Vista ISD
267.8300

Accountability Rating Recognized
Enrollment 1013
Student/Teacher Ratio 12:1
Per Pupil Operating Expenditure .. \$7,232
Average Daily Attendance 96.3%
Budget Operating Expenditure (\$Million) \$7.3
Tax Rate 1.786
Drop-Out Rate 0.2%
Mean SAT/ACT Score 997/24.2
% Students Taking SAT or ACT 71.1%
% Passing TAAS Tests 89.5%
Honors Classes Available? Yes
Remedial Classes Available? Yes

Schools in District:

Elementary Schools 1
Middle Schools 1
High Schools 1

Lake Travis ISD
533.6000

Accountability Rating Recognized
Enrollment 4,352
Student/Teacher Ratio 13:1
Per Pupil Operating Expenditure .. \$6,725
Average Daily Attendance 95.9%
Budget Operating Expenditure (\$Million)\$29.8
Tax Rate 1.830
Drop-Out Rate 1.0%
Mean SAT/ACT 1085/22.7
% Students Taking SAT 88.2%
% Passing TAAS Tests 95.8%
Honors Classes Available? Yes
Remedial Classes Available? Yes

Schools in District:

Elementary Schools 3
Middle Schools 2
High Schools 1
Alternative Schools 0

Leander ISD
434.5000

Accountability Rating Recognized
Enrollment 15,567
Student/Teacher Ratio 14:1
Per Pupil Operating Expenditure .. \$5,893
Average Daily Attendance 95.8%
Budget Operating Expenditure (\$Million)\$92.3
Tax Rate 1.650
Drop-Out Rate 0.6%
Mean SAT/ACT Score 1030/22
% Students Taking SAT or ACT 73.1%
% Passing TAAS Tests 89.4%
Honors Classes Available? Yes
Remedial Classes Available? Yes

Schools in District:

Elementary Schools 12
Middle Schools 4
High Schools 3
Alternative 1

Liberty Hill ISD
260.5580

Accountability Rating Recognized
Enrollment 1,658
Student/Teacher Ratio 12:1
Operating budget Expenditure \$6,635
Average Daily Attendance 96.5%
Budget Operating Expenditure (\$Million) . \$11
Tax Rate 1.600
Drop-Out Rate 0.1%
Mean SAT/ACT Score 1059/21.2
% Students Taking SAT 51.9%
% Passing TAAS Tests 94.2%
Honors Classes Available? Yes
Remedial Classes Available? Yes

Schools in District:

Elementary Schools 1
Intermediate Schools 1
Middle Schools 1
High Schools 1

Manor ISD
278.4000

Accountability Rating Acceptable
Enrollment 2,841
Student/Teacher Ratio 13:1
Per Pupil Operating Expenditure .. \$7,561
Average Daily Attendance 95.2%
Budget Operating Expenditure (\$Million)\$21.6
Tax Rate 1.696
Drop-Out Rate 1.3%
Mean SAT/ACT Score 949/19.3
% Students Taking SAT 56.4%
% Passing TAAS Tests 69.3%
Honors Classes Available? Yes
Remedial Classes Available? Yes

Schools in District:

Elementary Schools 3
Junior High Schools 1
High Schools 1
Alternative 1

McDade ISD
273.2522

Accountability Rating Acceptable
 Enrollment 225
 Student/Teacher Ratio 12:1
 Per Pupil Operating Expenditure .. \$6,833
 Average Daily Attendance 96.3%
 Budget Operating Expenditure (\$Million) \$1.5
 Tax Rate 1.500
 Drop-Out Rate 0%
 Mean SAT/ACT Score N/A
 % Students Taking SAT or ACT N/A
 % Passing TAAS Tests 61.3%
 Honors Classes Available? No
 Remedial Classes Available? Yes

Schools in District:

Elementary Schools (Pre-K - 8th) 1

Pflugerville ISD
251.4159

Accountability Rating Recognized
 Enrollment 15,203
 Student/Teacher Ratio 15:1
 Per Pupil Operating Expenditure .. \$5,664
 Average Daily Attendance 96.1%
 Budget Operating Expenditure (\$Million)\$85.8
 Tax Rate 1.470
 Drop-Out Rate 0.3%
 Mean SAT/ACT Score 1018/20.7
 % Students Taking SAT 70.2%
 % Passing TAAS Tests 89.9%
 Honor Classes Available? Yes
 Remedial Classes Available? Yes

Schools in District:

Elementary Schools 14
 Middle Schools 4
 High Schools 3
 Alternative 1

Round Rock ISD
464.5000

Accountability Rating Recognized
 Enrollment 32,607
 Student/Teacher Ratio 14:1
 Per Pupil Operating Expenditure .. \$6,251
 Average Daily Attendance 95.9%
 Budget Operating Expenditure (\$Million) \$204
 Tax Rate 1.738
 Drop-Out Rate 0.4%
 Mean SAT/ACT Score 1071/22.8
 % Students Taking SAT or ACT 80%
 % Passing TAAS Tests 90.7%
 Honors Classes Available? Yes
 Remedial Classes Available? Yes

Schools in District:

Elementary Schools 27
 Middle Schools 8
 High Schools 4
 Alternative 1
(Blue Ribbon Schools in district)

San Marcos ISD
393.6700

Accountability Rating Acceptable
 Enrollment 7,066
 Student/Teacher Ratio 15:1
 Per Pupil Operating Expenditure .. \$5,772
 Average Daily Attendance 94.7%
 Budget Operating Expenditure (\$Million)\$40.8
 Tax Rate 1.430
 Drop-Out Rate 1.0%
 Mean SAT/ACT Score 958/19.1
 % Students Taking SAT 59.7%
 % Passing TAAS Tests 87.6%
 Honors Classes Available? Yes
 Remedial Classes Available? Yes

Schools in District:

Elementary Schools 4
 Intermediate Schools 1
 Junior High Schools 2
 High Schools 2
 Alternative 1

Smithville ISD
237.2487

Accountability Rating Acceptable
 Enrollment 1,851
 Student/Teacher Ratio 14:1
 Per Pupil Operating Expenditure .. \$6,358
 Average Daily Attendance 95.3%
 Budget Operating Expenditure (\$Million)\$11.7
 Tax Rate 1.779
 Drop-Out Rate 0.4%
 Mean SAT/ACT Score 949/19.2
 % Students Taking SAT or ACT 60%
 % Passing TAAS Tests 85.8%
 Honors Classes Available? Yes
 Remedial Classes Available? Yes

Schools in District:

Elementary Schools 1
 Middle Schools 1
 High Schools 1
 Alternative 1

Taylor ISD
352.6361

Accountability Rating Acceptable
 Enrollment 3,119
 Student/Teacher Ratio 15:1
 Per Pupil Operating Expenditure .. \$5,963
 Average Daily Attendance 95.8%
 Budget Operating Expenditure (\$Million)\$18.8
 Tax Rate 1.580
 Drop-Out Rate 0.6%
 Mean SAT/ACT Score 1017/19.7
 % Students Taking SAT or ACT 51%
 % Passing TAAS Tests 77.8%
 Honors Classes Available? Yes
 Remedial Classes Available? Yes

Schools in District:

Elementary Schools 3
 Junior High Schools 1
 High Schools 1
 Alternative 1

Thrall ISD
898.5193

Accountability Rating Recognized
 Enrollment 485
 Student/Teacher Ratio 13:1
 Per Pupil Operating Expenditure .. \$6,368
 Average Daily Attendance 96.2%
 Budget Operating Expenditure (\$Million)\$3.1
 Tax Rate 1.540
 Drop-Out Rate 1.6%
 Mean SAT/ACT Score 881/18.4
 % Students Taking SAT or ACT 64.3%
 % Passing TAAS Tests 94.2%
 Honors Classes Available? Yes
 Remedial Classes Available? Yes

Schools in District:

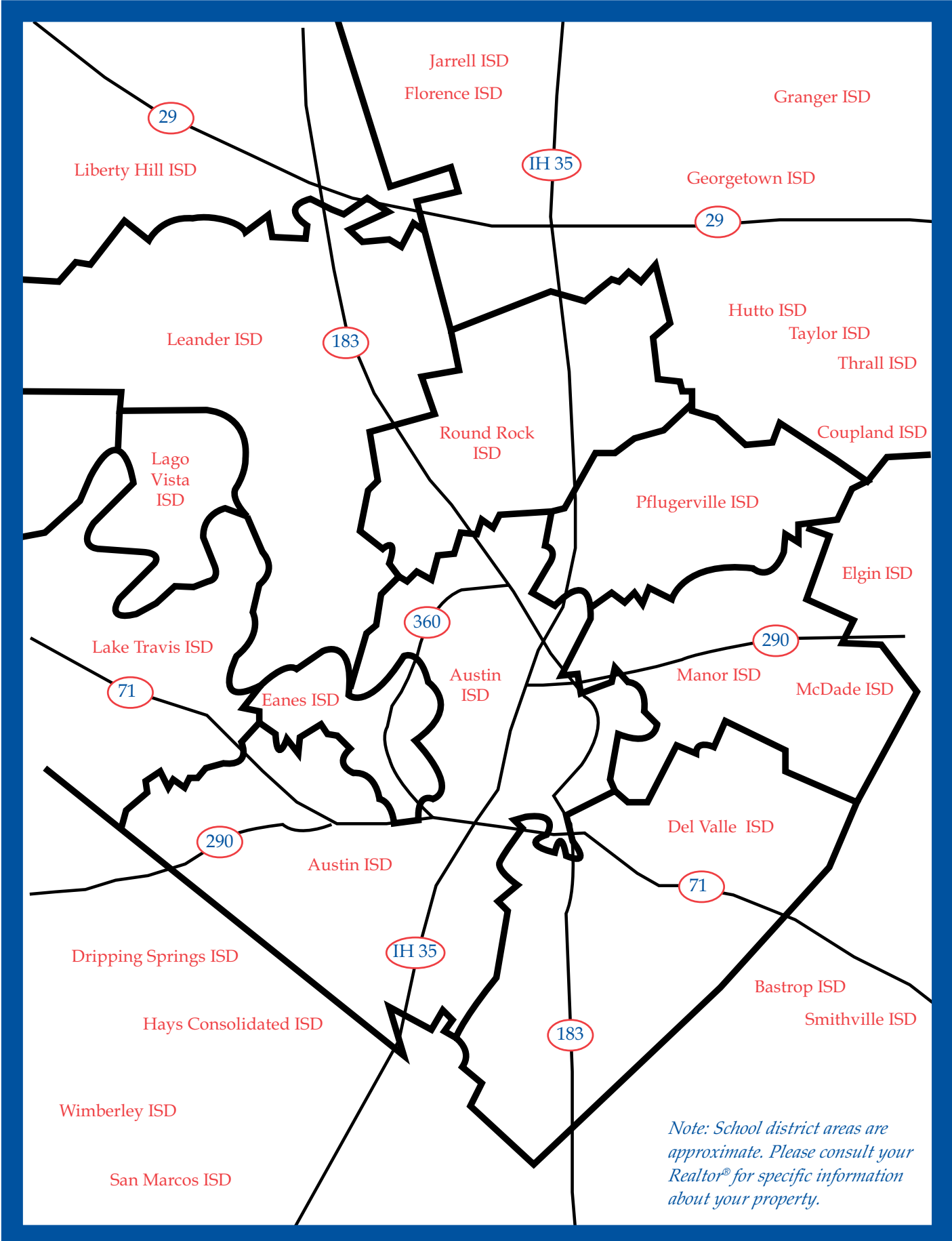
Elementary Schools 1
 Junior High Schools 1
 High Schools 1

Wimberley ISD
847.2414

Accountability Rating Exemplary
 Enrollment 1,732
 Student/Teacher Ratio 14:1
 Per Pupil Operating Expenditure .. \$6,924
 Average Daily Attendance 95.9%
 Budget Operating Expenditure (\$Million)\$11.9
 Tax Rate 1.700
 Drop-Out Rate 0%
 Mean SAT/ACT Score 1050/21
 % Students Taking SAT or ACT 88.5%
 % Passing TAAS Tests 96.0%
 Honors Classes Available? Yes
 Remedial Classes Available? Yes

Schools in District:

Elementary Schools (PK-2) 1
 Intermediate Schools (3-5) 1
 Junior High Schools (6-8) 1
 High Schools (9-12) 1
 Alternative 1



Note: School district areas are approximate. Please consult your Realtor® for specific information about your property.



School District Websites

| | |
|---------------------------|--|
| Austin ISD..... | www.austin.isd.tenet.edu |
| Bastrop ISD..... | www.bastrop.isd.tenet.edu |
| Coupland ISD..... | cisd.coupland.txed.net |
| Del Valle ISD..... | www.del-valle.k12.tx.us |
| Dripping Springs ISD..... | www.dripping-springs.k12.tx.us |
| Eanes ISD..... | www.eanes.k12.tx.us |
| Elgin ISD..... | www.elginisd.net |
| Florence ISD..... | www.florence.k12.tx.us |
| Georgetown ISD..... | www.georgetown.txed.net |
| Granger ISD..... | www.esc13.tenet.edu/granger |
| Hays CISD..... | www.hayscisd.com |
| Hutto ISD..... | www.hutto.txed.net |
| Jarrell ISD..... | www.esc13.net/jarrell |
| Lago Vista ISD..... | www.lagovista.txed.net |
| Lake Travis ISD..... | www.laketravis.txed.net |
| Leander ISD..... | www.leander.isd.tenet.edu |
| Liberty Hill ISD..... | www.libertyhill.txed.net |
| Manor ISD..... | www.manorisd.net |
| McDade ISD..... | www.esc13.net/mcdade |
| Pflugerville ISD..... | www.pflugervilleisd.net |
| Round Rock ISD..... | www.roundrockisd.org |
| San Marcos CISD..... | www.san-marcos.isd.tenet.edu |
| Smithville ISD..... | www.smithville.isd.tenet.edu |
| Taylor ISD..... | www.taylorducks.org |
| Thrall ISD..... | www.esc13.net/thrall |
| Wimberley ISD..... | www.wimberley.txed.net |

Other Resources

| | |
|-----------------------------|--|
| Region 13..... | www.esc13.net |
| Texas Education Agency..... | www.tea.state.tx.us |